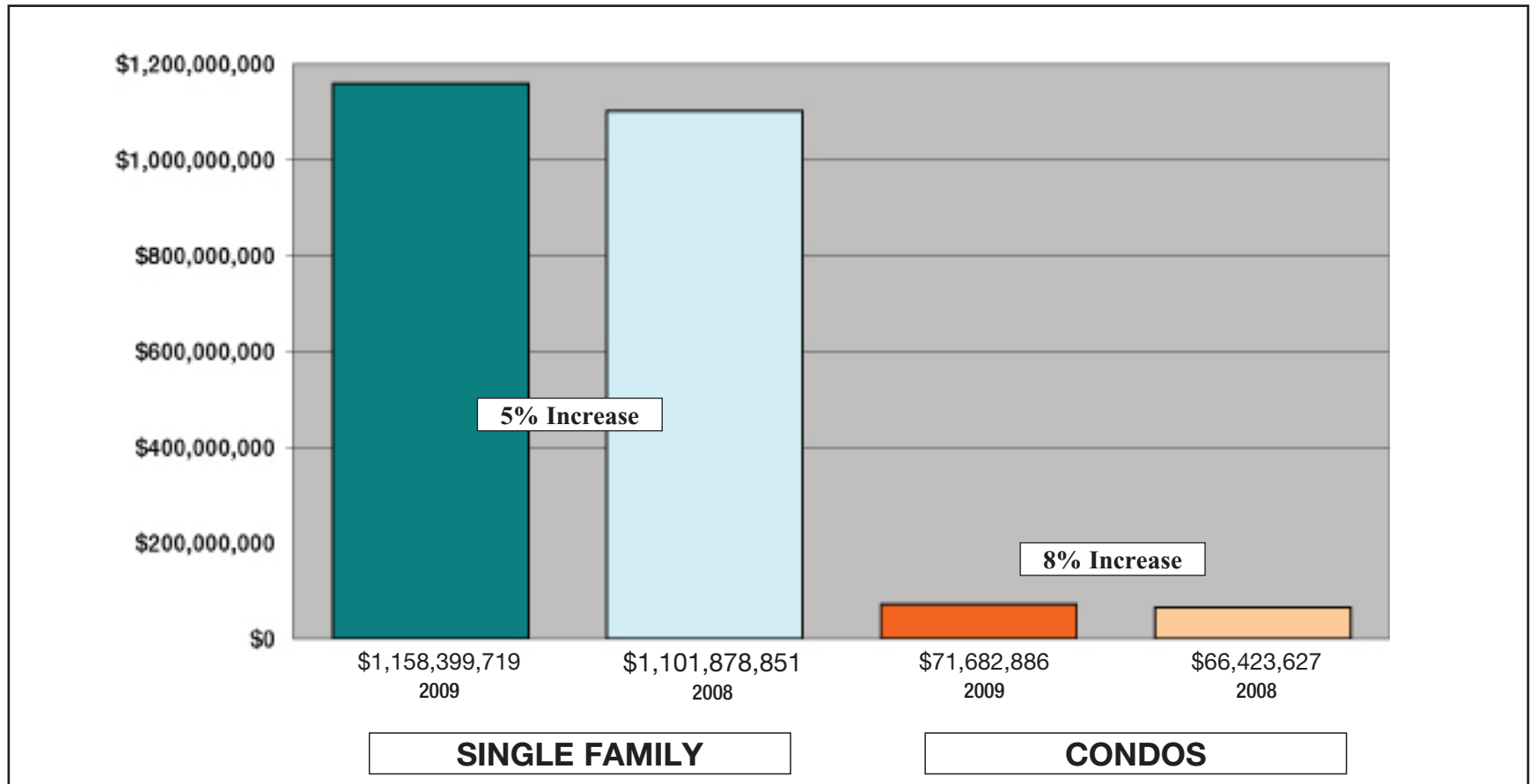


# RENO SPARKS

## SALES VOLUME 2009 vs 2008

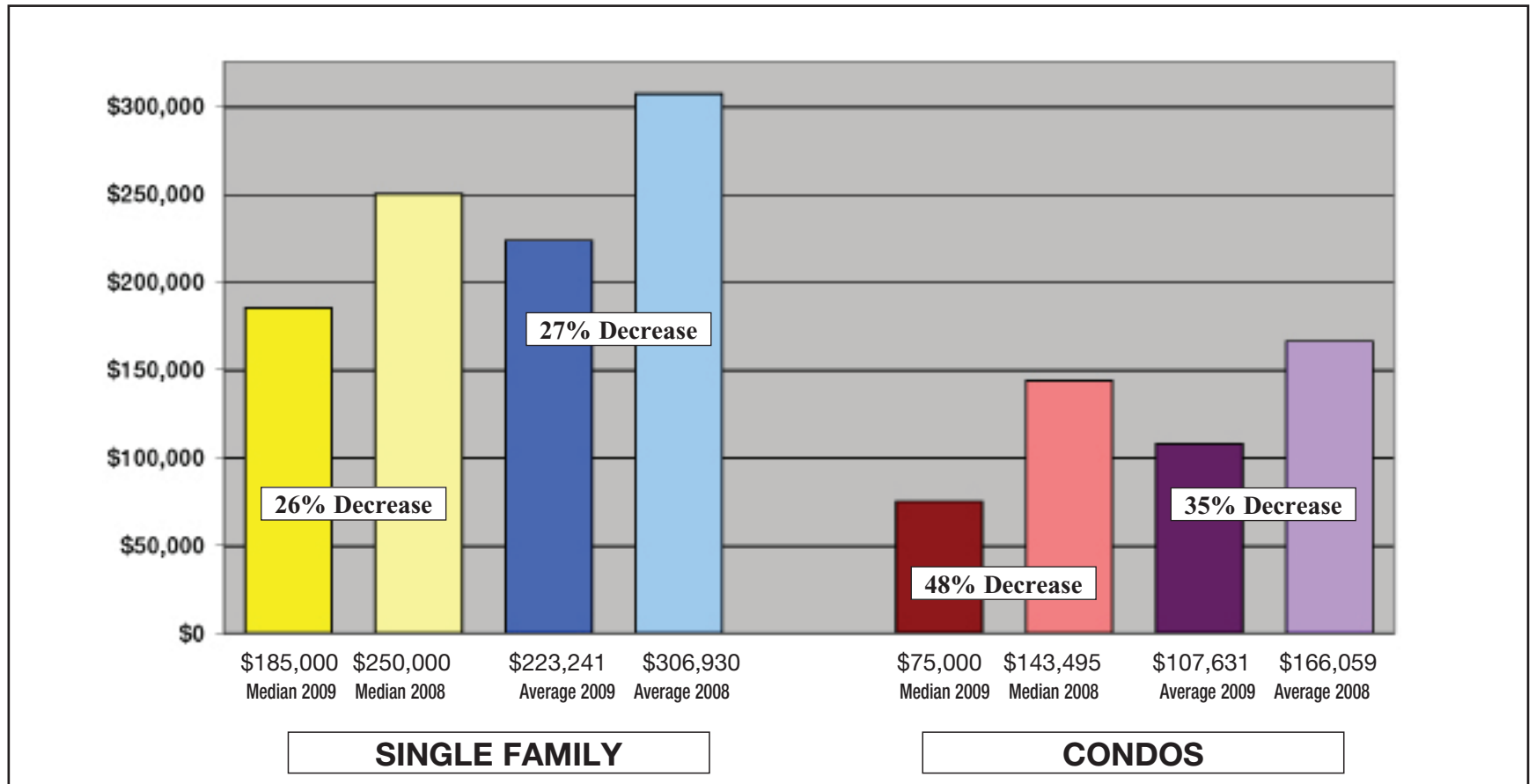
January 1 thru December 31



# RENO SPARKS

## MEDIAN & AVERAGE PRICE 2009 vs 2008

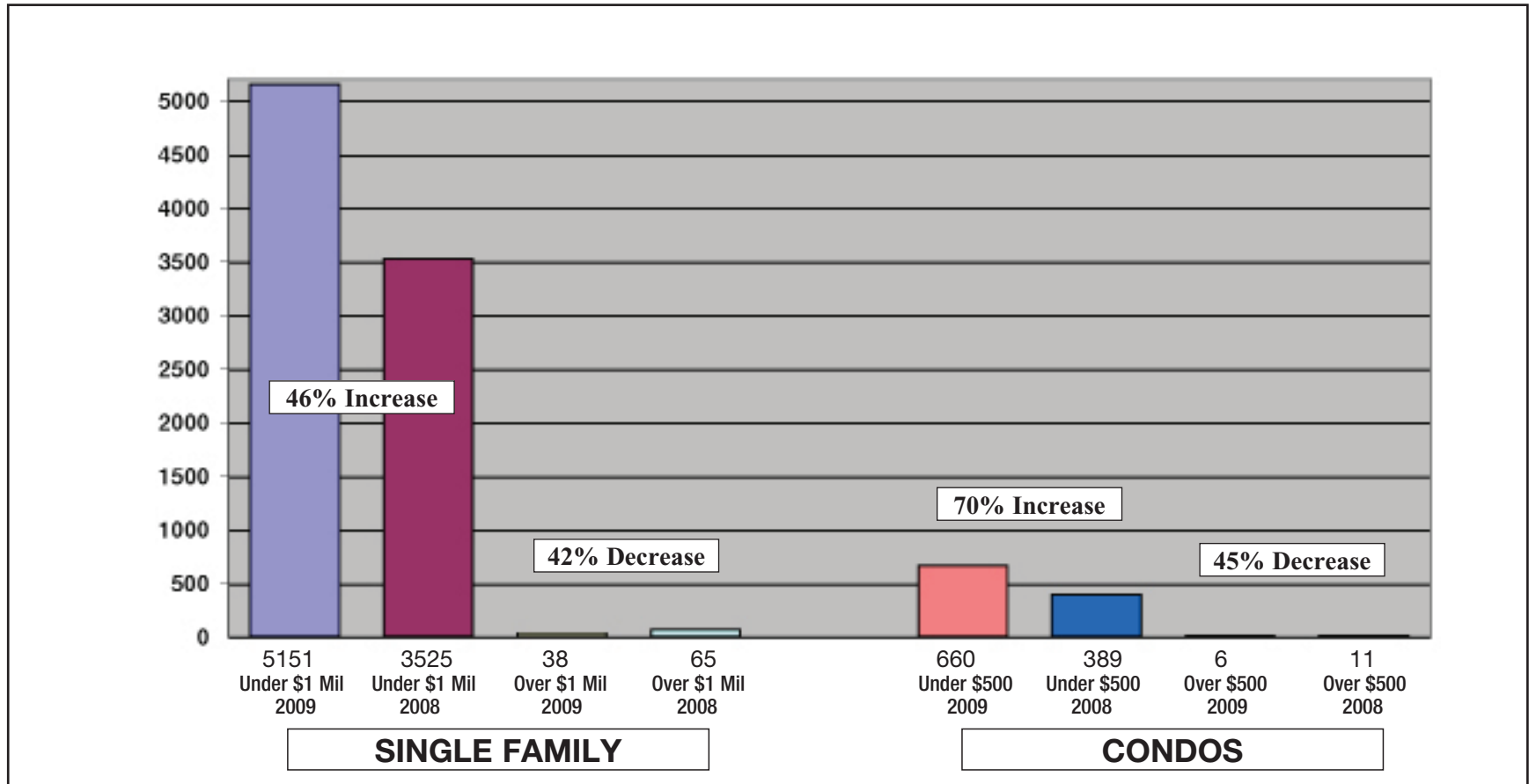
January 1 thru December 31



# RENO SPARKS

## UNITS SOLD 2009 vs 2008

### January 1 thru December 31



# CHASE INTERNATIONAL

## END OF YEAR REVIEW 2009 vs 2008

### January 1 thru December 31

#### SINGLE FAMILY

TOTALS RENO/SPARKS - Single Family	2009	2008	%
Volume	\$1,158,399,719	\$1,101,878,851	5%
Units	5189	3590	45%
Median Price	\$185,000	\$250,000	-26%
Average Price	\$223,241	\$306,930	-27%
Units Under \$1 Mil	5151	3525	46%
Units Over \$1 Mil	38	65	-42%

RENO - Single Family	2009	2008	%
Volume	\$839,716,560	\$824,808,771	2%
Units	3541	2509	41%
Median Price	\$190,000	\$261,000	-27%
Average Price	\$237,141	\$328,740	-28%
Units Under \$1 Mil	3503	2444	43%
Units Over \$1 Mil	38	65	-42%

SPARKS - Single Family	2009	2008	%
Volume	\$318,563,159	\$277,070,080	15%
Units	1647	1081	52%
Median Price	\$176,500	\$236,000	-25%
Average Price	\$193,420	\$256,309	-25%
Units Under \$1 Mil	1647	1081	52%
Units Over \$1 Mil	0	0	0%

#### CONDOS

TOTALS RENO/SPARKS - Condos	2009	2008	%
Volume	\$71,682,886	\$66,423,627	8%
Units	666	400	67%
Median Price (Average)	\$75,000	\$143,495	-48%
Average Price (Average)	\$107,631	\$166,059	-35%
Units Under \$500	660	389	70%
Units Over \$500	6	11	-45%

RENO - Condos	2009	2008	%
Volume	\$59,936,571	\$56,331,992	6%
Units	526	330	59%
Median Price	\$75,950	\$147,000	-48%
Average Price	\$113,947	\$170,703	-33%
Units Under \$500	520	319	63%
Units Over \$500	6	11	-45%

SPARKS - Condos	2009	2008	%
Volume	\$11,746,315	\$10,091,635	16%
Units	140	70	100%
Median Price	\$75,000	137,500	-45%
Average Price	\$83,902	\$144,166	-42%
Units Under \$500	140	70	100%
Units Over \$500	0	0	0%

# CHASE INTERNATIONAL

## END OF YEAR REVIEW 2009 vs 2008

### January 1 thru December 31

#### SINGLE FAMILY

CARSON VALLEY - Single Family	2009	2008	%
Volume	\$166,073,103	\$161,329,034	<b>3%</b>
Units	550	461	<b>19%</b>
Median Price	\$239,950	\$285,000	-16%
Average Price	\$301,951	\$349,954	-14%
Units Under \$1 Mil	542	454	<b>19%</b>
Units Over \$1 Mil	8	7	<b>14%</b>