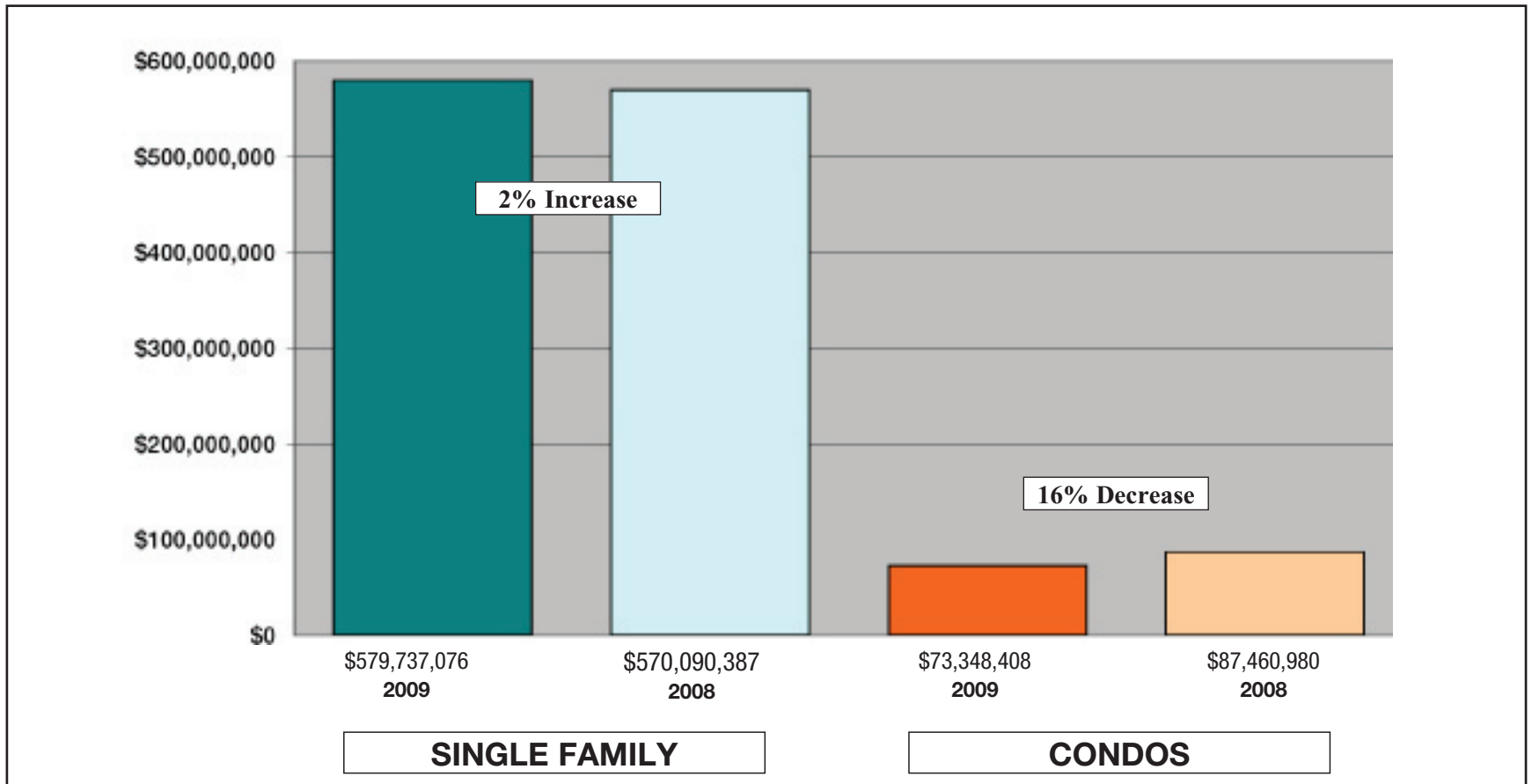


# LAKE TAHOE

## SALES VOLUME 2009 vs 2008

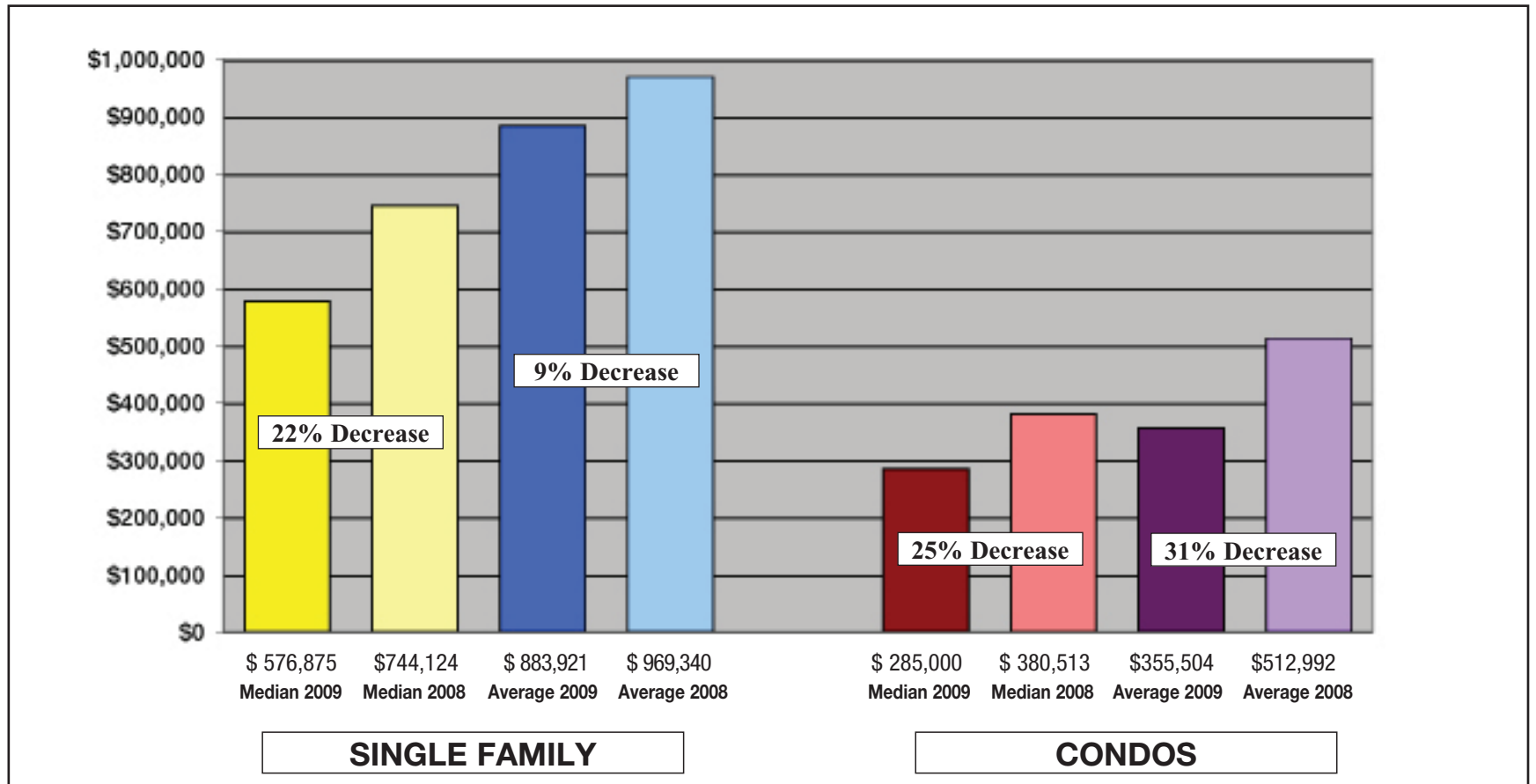
January 1 thru December 31



# LAKE TAHOE

## MEDIAN & AVERAGE PRICE 2009 vs 2008

### January 1 thru December 31

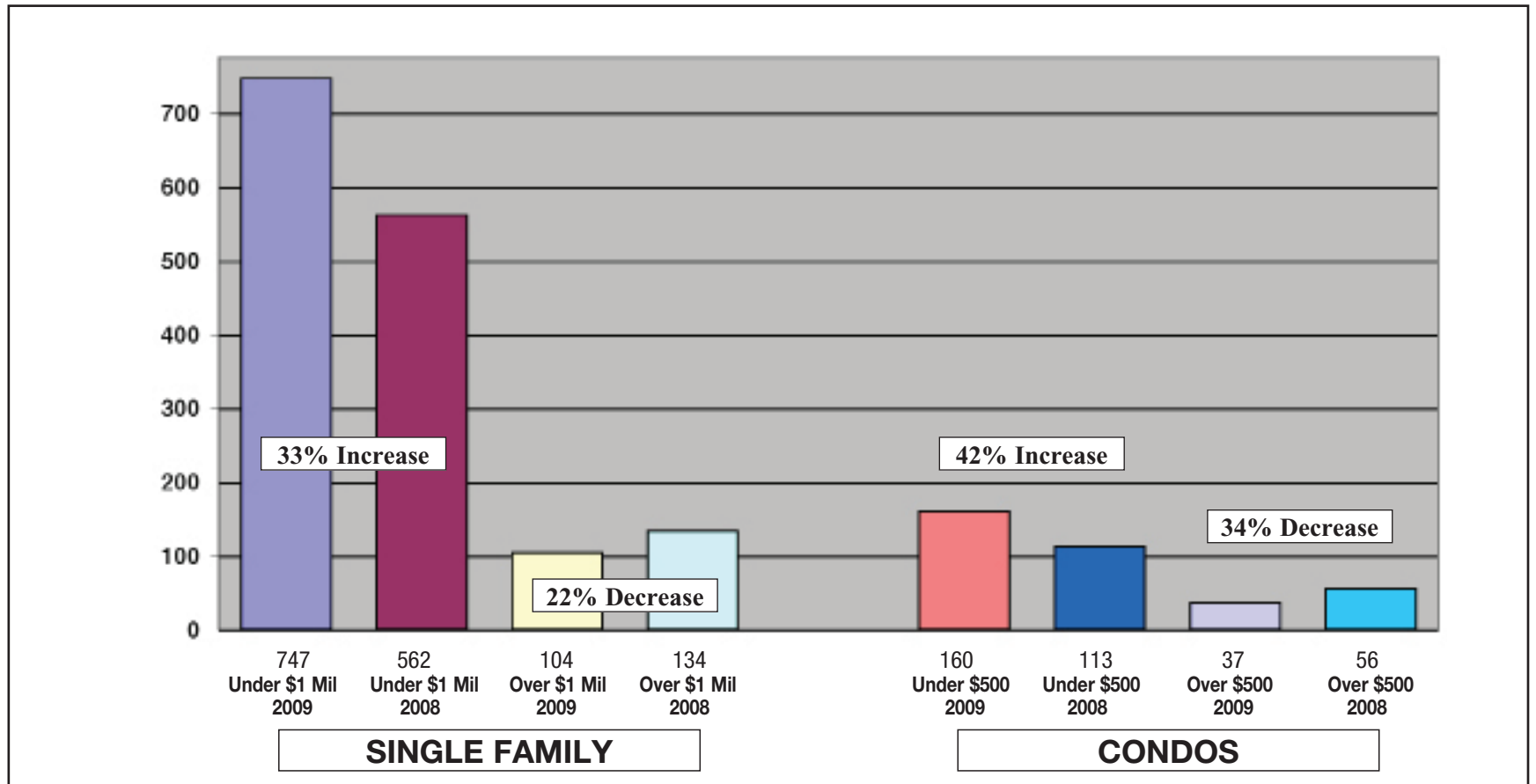


Information gathered from Incline Village, Tahoe Sierra, Sierra Nevada, NNRMLS and South Lake Tahoe Board of Realtors MLS 12/31/09

# LAKE TAHOE

## UNITS SOLD 2009 vs 2008

### January 1 thru December 31



**CHASE**  
INTERNATIONAL

[chaseinternational.com](http://chaseinternational.com)

# CHASE INTERNATIONAL

## END OF YEAR REVIEW 2009 vs 2008

### January 1 thru December 31

#### SINGLE FAMILY

TOTALS LAKE TAHOE - Single Family	2009	2008	%
Volume	\$579,737,076	\$570,090,387	<b>2%</b>
Units	851	696	<b>22%</b>
Median Price (Average)	\$576,875	\$744,124	-22%
Average Price (Average)	\$883,921	\$969,340	-9%
Units Under \$1 Mil	747	562	<b>33%</b>
Units Over \$1 Mil	104	134	-22%

EAST SHORE- Single Family	2009	2008	%
Volume	\$85,780,416	\$83,687,900	<b>3%</b>
Units	83	71	<b>17%</b>
Median Price	\$545,000	\$625,000	-13%
Average Price	\$1,033,498	\$1,178,702	-12%
Units Under \$1 Mil	64	48	<b>33%</b>
Units Over \$1 Mil	19	23	-17%

INCLINE - Single Family *	2009	2008	%
Volume	\$148,817,741	\$141,317,877	<b>5%</b>
Units	113	109	<b>4%</b>
Median Price	\$915,000	\$1,296,494	-29%
Average Price	\$1,316,971	\$1,110,720	<b>19%</b>
Units Under \$1 Mil	64	47	<b>36%</b>
Units Over \$1 Mil	49	62	-21%

\* includes PUD's

#### CONDOS

TOTALS LAKE TAHOE - Condos	2009	2008	%
Volume	\$73,348,408	\$87,460,980	-16%
Units	197	169	<b>17%</b>
Median Price (Average)	\$285,000	\$380,513	-25%
Average Price (Average)	\$355,504	\$512,992	-31%
Units Under \$500	160	113	<b>42%</b>
Units Over \$500	37	56	-34%

EAST SHORE- Condos	2009	2008	%
Volume	\$13,628,050	\$12,773,230	<b>7%</b>
Units	49	29	<b>69%</b>
Median Price	\$220,000	\$335,000	-34%
Average Price	\$278,123	\$440,456	-37%
Units Under \$500	44	23	<b>91%</b>
Units Over \$500	5	6	-17%

INCLINE - Condos	2009	2008	%
Volume	\$30,869,150	\$38,213,900	-19%
Units	69	64	<b>8%</b>
Median Price	\$350,000	\$521,550	-33%
Average Price	\$447,379	\$597,092	-25%
Units Under \$500,000	52	29	<b>79%</b>
Units Over \$500,000	17	35	-51%

# CHASE INTERNATIONAL

## END OF YEAR REVIEW 2009 vs 2008

### January 1 thru December 31

#### SINGLE FAMILY

TAHOE CITY - Single Family	2009	2008	%
Volume	\$161,427,602	\$167,003,008	-3%
Units	210	152	<b>38%</b>
Median Price	\$530,000	\$650,000	-18%
Average Price	\$772,380	\$ 1,098,704	-30%
Units Under \$1 Mil	186	121	<b>54%</b>
Units Over \$1 Mil	24	31	-23%

SOUTH SHORE - Single Family	2009	2008	%
Volume	\$183,711,317	\$178,081,602	<b>3%</b>
Units	445	364	<b>22%</b>
Median Price	\$317,500	\$405,000	-22%
Average Price	\$412,834	\$489,235	-16%
Units Under \$1 Mil	433	346	<b>25%</b>
Units Over \$1 Mil	12	18	-33%

TRUCKEE - Single Family*	2009	2008	%
Volume	\$336,075,768	\$331,645,887	<b>1%</b>
Units	514	417	<b>23%</b>
Median Price	\$538,000	\$619,000	-13%
Average Price	\$655,118	\$795,313	-18%
Units Under \$1 Mil	451	336	<b>34%</b>
Units Over \$1 Mil	63	81	-22%

\* Truckee not included in Lake Tahoe totals.

#### CONDOS

TAHOE CITY - Condos	2009	2008	%
Volume	\$20,563,500	\$21,761,500	-6%
Units	47	32	<b>47%</b>
Median Price	\$350,000	\$410,000	-15%
Average Price	\$437,521	\$680,046	-36%
Units Under \$500	34	20	<b>70%</b>
Units Over \$500	13	12	<b>8%</b>

SOUTH SHORE - Condos	2009	2008	%
Volume	\$8,287,708	\$14,712,350	-44%
Units	32	44	-27%
Median Price	\$220,000	\$255,500	-14%
Average Price	\$258,991	\$334,372	-23%
Units Under \$500	30	41	-27%
Units Over \$500	2	3	-33%

TRUCKEE - Condos	2009	2008	%
Volume	\$66,062,853	\$121,664,077	-46%
Units	130	134	-3%
Median Price	\$377,000	\$560,000	-33%
Average Price	\$508,175	\$907,940	-44%
Units Under \$500	37	53	-30%
Units Over \$500	93	81	<b>15%</b>

**CHASE**  
INTERNATIONAL

chaseinternational.com